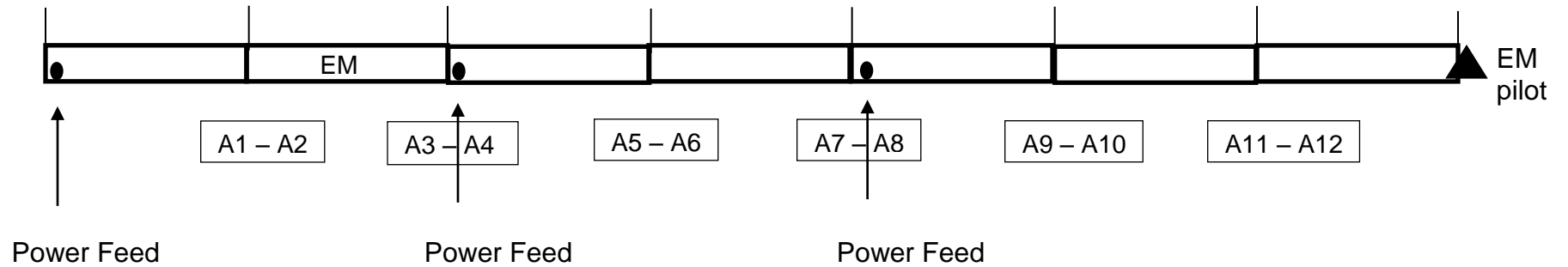


CURVA

INSTALLATION INSTRUCTIONS FOR CONTINUOUS RUN


1. Remove all the lens first, then place the fixtures on the floor in numerical order keeping the same alphabet family.
EX)




2. Remove 2 screws per fixture where two fixtures join and put them aside.




3. Use 9/32" nut driver to remove 2 pieces of side plates per lighting fixture on all entire set.




4. Flip the lighting fixture over to insert the Y-cable, and suspend fixtures keeping in order.



5. Pull 3 disconnectors and insert onto next lighting fixture as below and connect accordingly. Please pay careful attention to connect male and female disconnectors of the matching wires.



Yellow disconnector with 3 heads: Black, White, and Green
Yellow disconnector with 2 heads: red
Orange disconnector (dimming): Grey and Purple



6. With EM) Begin with where EM is installed (please refer to diagram #1), make sure to connect male and female disconnectors of brown and blue wires.



7. Use L-shape adapter Philips screw driver or flexible extension driver and join continuous run using 2 sets of screws from #2. (Each continuous joint requires 4 screws).



* Sealant should be used for all continuous run (included).

8. Reinstall back all the side plates from #3.
9. Remove the top module plate ONLY on the very last lighting fixture where has an EM pilot – total of 10 screws.



10. Slide in all the lens from the end of the lighting fixture where end cap is open.
11. Access from the top of the lighting fixture, use 7/32" nut driver to remove 2 pieces of nuts from the end cap of each alphabet family with an EM pilot, and install the end cap onto the body and fix from inside.



12. Lastly, Reinstall top module plate from #9.

Contractor is responsible for adequately reinforcing ceilings to support luminaire weight. Utopia Lighting accepts no responsibility for inadequately reinforced ceilings. The information contained in this drawing is the sole property of Utopia Lighting. Any reproduction in part or whole is prohibited and warranty is voided.

